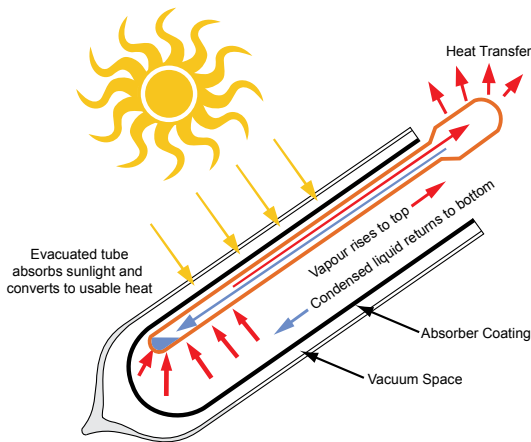




HOW IT WORKS?



Step 1. The sunlight strikes the dark absorber coating inside the evacuated tube.

Step 2. The heat pipe transfers the heat up to the copper header pipe location in the insulated manifold box.

Step 3. A circulator moves water from the storage tank to the copper header pipe warming the water. The solar heated water is then pushed down into the storage tank for use.

Anti-frost is built in to the Apricus system to ensure solar hot water can be provided even in cold regions.

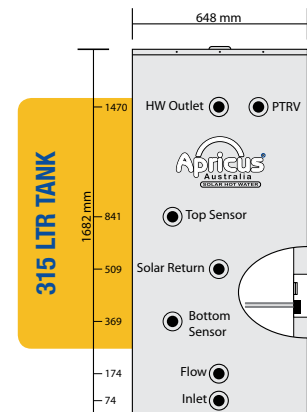
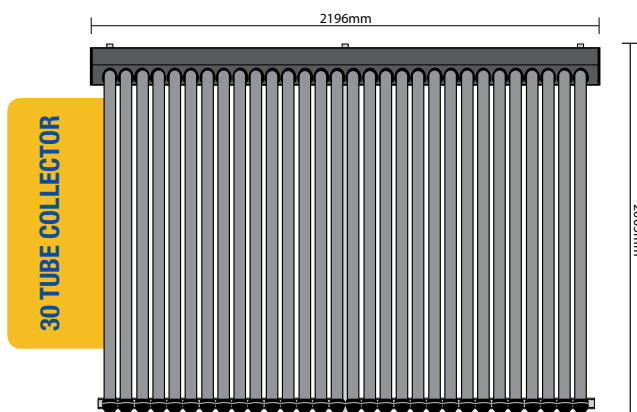
FEATURES & BENEFITS:

- **30 Tube** solar collector
- **315 Litre** storage capacity
- **15 Year warranty** on solar collector
- **10 Year warranty** on storage tank
- **Light weight** (Less than 100kg on roof)
- **Excellent** cold weather performance
- **Frost protected** without glycol
- **Passive** sun tracking
- **Low maintenance** design

SYSTEM IMAGE

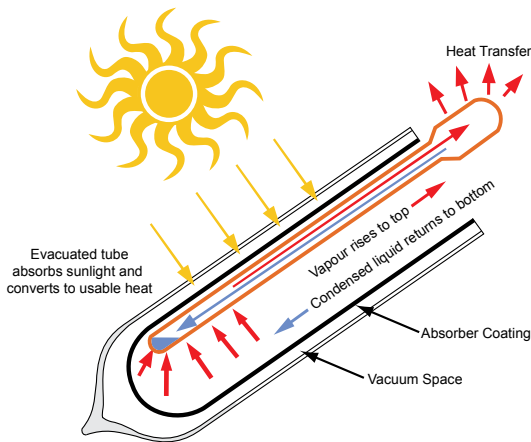


DIMENSIONS





HOW IT WORKS?



FEATURES & BENEFITS:

- **30 Tube** solar collector
- **315 Litre** storage capacity
- **15 Year warranty** on solar collector
- **10 Year warranty** on storage tank
- **Light weight** (Less than 100kg on roof)
- **Excellent** cold weather performance
- **Frost protected** without glycol
- **Passive** sun tracking
- **Low maintenance** design

Step 1. The sunlight strikes the dark absorber coating inside the evacuated tube.

Step 2. The heat pipe transfers the heat up to the copper header pipe location in the insulated manifold box.

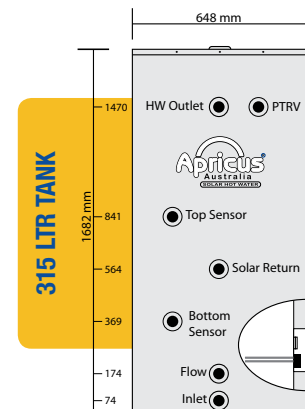
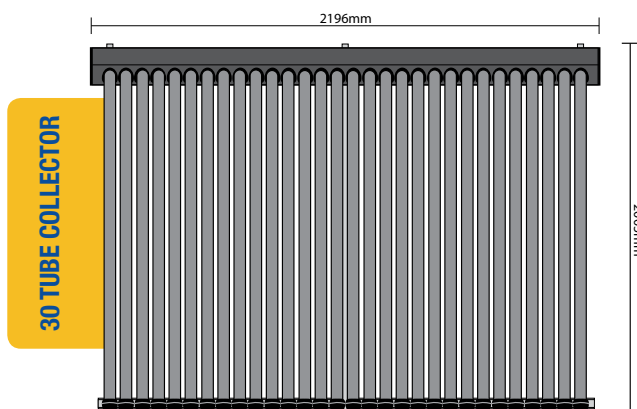
Step 3. A circulator moves water from the storage tank to the copper header pipe warming the water. The solar heated water is then pushed down into the storage tank for use.

Anti-frost is built in to the Apricus system to ensure solar hot water can be provided even in cold regions.

SYSTEM IMAGE

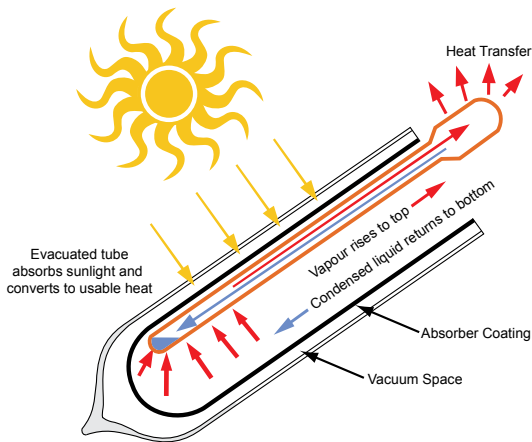


DIMENSIONS





HOW IT WORKS?



Step 1. The sunlight strikes the dark absorber coating inside the evacuated tube.

Step 2. The heat pipe transfers the heat up to the copper header pipe location in the insulated manifold box.


Step 3. A circulator moves water from the storage tank to the copper header pipe warming the water. The solar heated water is then pushed down into the storage tank for use.

Anti-frost is built in to the Apricus system to ensure solar hot water can be provided even in cold regions.

FEATURES & BENEFITS:

- **22 Tube** solar collector
- **250 Litre** storage capacity
- **15 Year warranty** on solar collector
- **10 Year warranty** on storage tank
- **Light weight** (Less than 100kg on roof)
- **Excellent** cold weather performance
- **Frost protected** without glycol
- **Passive** sun tracking
- **Low maintenance** design

SYSTEM IMAGE



DIMENSIONS

